


**NEW**

## Explosion-proof Emergency Light Fittings with individual battery sets Series e841..././.



### Application:

Safety illumination in hazardous areas of Zones 1, 2 and 21, 22.

### Mechanical design:

**Housing and battery box:** Glass fibre reinforced polyester, battery box mounted to one front side of the main housing.

**Cover:** Clear polycarbonate with internal prisms, hinged. EPDM gasket.

**Reflector:** Glass fibre reinforced polyester, hinged.

**Central locking system:** Operated by a hexagonal socket key 13mm.

**Isolating switch:** 2 switches switching off all poles when the light fitting is opened.

Forced optical indicator showing the actual position of the switch. Separate switch for isolating the battery.

**Cable entry:** 2 entries M25 x 1,5 (1 of which plugged) both on the same side.

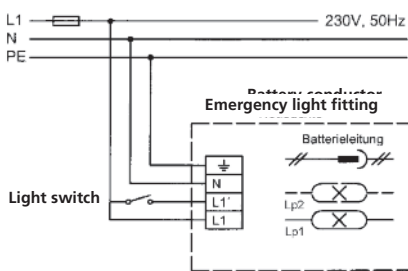
**Through wiring system:**

**Standard:** Possibility for looping the mains cable up to 4 x 6mm<sup>2</sup> (6 cores optional).

**Optional:** Internal through wiring system (4 cores min: L1+L1'+N+PE; or 6 conductors: L1, L1', L2, L3, N, PE).

**Mounting:** 2 suspension hooks (H8V P) or ceiling brackets (15A P) - see accessories/spare parts.

### Wiring diagram (maintained operation)



**Start-up:** Connect battery conductor

**Taking out of operation:** Disconnect battery conductor.

**Lamp LP1:** Lighting in mains operation and in case of a mains failure via the batteries.

**Lamp Lp2:** Lighting in mains operation only or in case of lamp failure of Lp1 in emergency operation (2 lamp version only).

**Stand-by wiring:** Do not connect L1'

### Electrical design:

**Microprocessor controlled intelligent emergency electronic device** with „end-of-life-switching-off“-system acc. to IEC 61347-2-3. Redundant low discharge protection and restart blocking system.

**Multi-function LED:** For monitoring the emergency light function and coded indication of the status.

**NiCd batteries:** 6 V/4 Ah or 6 V/7Ah, maintenance-free located in the battery box; quick battery replacement. Electrical disconnection whenever the polycarbonate cover or the battery box are opened.

**Automatic monitoring:** Weekly functioning test, annual 2/3 operating period test.

**Recharging time:** 24h, acc. to EN 60598-2-22.

### Mode of operation:

**Maintained operation:** Switching over to battery operation in case of mains failure. 1 lamp for mains and emergency operation. 2nd lamp for mains operation only. In case 1 lamp fails the second lamp will

take over the emergency operation (2 lamp version only).

**Connection terminals:** Standard L1 + L1' + N + PE, max. range of connection 6mm<sup>2</sup>

**1. Direct phase L1,** (or L2, L3) comes from the circuit fuse and is directly (not via the switch) connected to L1 terminal (or L2, L3) (= charging phase). Consequently if the light fitting is switched off the direct phase is live unless the fuses are open or removed.

**2. Switched phase L1'** (or L2', L3') goes to connection terminal L1' (or L2', L3') via the switch and must be electrically identical with the direct phase L1 (or L2, L3).

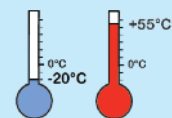
**3. Neutral conductor N:** In case of 220V between the outer conductors instead of the N conductor an outer conductor is selected e.g. L2 or L3.

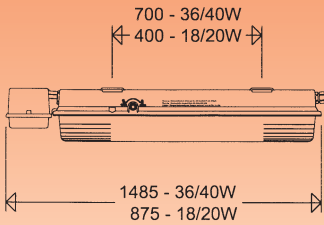
**4. Earth conductor PE**

### SCHUCH Quality - your advantage:

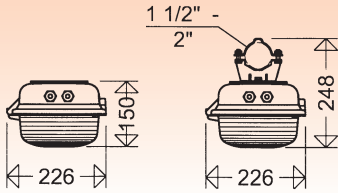
In addition to the great advantages incorporated into our standard series e840.. our emergency light version series e841.. offers quite a number of further outstanding features:

- microprocessor controlled intelligent emergency electronic device with integral ECG
  - "end-of-life switching-off system" basing on the latest standards IEC 60079-7
  - multi-function LED with coded indication of the functions, status and potential failures of the electronic device and of the batteries
  - special signal whenever there is an EOL situation (LED red flashing)
  - maintained or stand-by wiring
  - automatic weekly function test
  - automatic annual operating period test
  - function and operating period test can be effected manually
  - quick replacement of battery set even in explosive atmosphere
- highest degree of safety in case of a lamp failure during the emergency light operation
  - If there is a lamp failure in case of emergency operation the second lamp will automatically take over the emergency operation (2 lamp version only)
- application within a wide range of temperature of -20°C up to + 55°C (recommended 0°C up to +40°C)
- best suitable for continuous row installation
  - Looping the mains cable at one small end of the housing or internal through wiring system in all types
- central locking system with detachable cover for easy lamp replacement

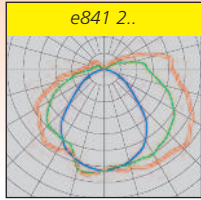
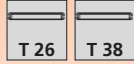
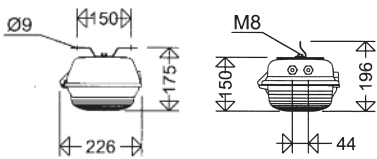




Pipe clamp mounting



Suspension hooks H8V Ceiling brackets 15A



EC-Type Examination Certificate:

PTB 07 ATEX 2031, 2040

Other approvals:

GOST-R/ROSTECH-NADZOR (Russia)

Marking:

II 2 G Ex deq IIC T4 (Zone 1)

II 2 D Ex tD A21 T80°C IP66 (Zone 21)

Ignition protection: „e“ (increased safety)

Rated voltage: 220-254V, AC, ± 10%,

50-60Hz

Admissible ambient temperature:

-20°C bis +55°C

(nominal rage: 0°C bis +40°C)

| Type  | Article no. | Lamps W <sup>1)</sup> | Lumin. flux-fact.appr.% | Weight appr.kg |
|---|-------------|-----------------------|-------------------------|----------------|
| <b>1h emergency operation</b>                         |             |                       |                         |                |
| e841 118/1/4 <sup>2)</sup>                            | 84100 0001  | 1 x T26/18W           | 18                      | 7,6            |
| e841 218/1/4 <sup>2)</sup>                            | 84100 0002  | 2 x T26/18W           | 18                      | 7,7            |
| e841 136/1/4 <sup>2)</sup>                            | 84100 0003  | 1 x T26/36W           | 35                      | 9,5            |
| e841 236/1/4 <sup>2)</sup>                            | 84100 0004  | 2 x T26/36W           | 35                      | 9,6            |
| <b>3h emergency operation</b>                         |             |                       |                         |                |
| e841 118/3/7 <sup>1)</sup>                            | 84100 0005  | 1 x T26/18W           | 18                      | 8,0            |
| e841 218/3/7 <sup>1)</sup>                            | 84100 0006  | 2 x T26/18W           | 18                      | 8,1            |
| e841 136/3/7 <sup>1)</sup>                            | 84100 0007  | 1 x T26/36W           | 30                      | 9,9            |
| e841 236/3/7 <sup>1)</sup>                            | 84100 0008  | 2 x T26/36W           | 30                      | 10,0           |
| <b>1h emergency operation, increased light output</b> |             |                       |                         |                |
| e841 118/1/7 <sup>1)</sup>                            | 84100 0009  | 1 x T26/18W           | 18                      | 8,0            |
| e841 218/1/7 <sup>1)</sup>                            | 84100 0010  | 2 x T26/18W           | 18                      | 8,1            |
| e841 136/1/7 <sup>1)</sup>                            | 84100 0011  | 1 x T26/36W           | 65                      | 9,9            |
| e841 236/1/7 <sup>1)</sup>                            | 84100 0012  | 2 x T26/36W           | 65                      | 10,0           |

1) Also for fluorescent tubes of 38mmØ (T38/..)  
 2) Weights without packing material  
 3) Battery 7Ah  
 4) Battery 4Ah

## Further Series / Equipment

- up to 4 cable entries
- for 1.5h emergency operation
- with remote switch connection
- with aluminium mirror-type reflectors (series e841... S) for high installations
- with different luminous flux factors (battery capacity)

## Accessories / Spare Parts

| Type  | Article no. |   |
|---|-------------|---|
| <b>Spare rechargeable batteries</b>   |             |   |
| Акку 2627 4Ah   | 90222 9021  |   |
| Акку 2628 7Ah   | 90222 9022  |   |
| <b>Spare diffusers for series e840...</b>   |             |   |
| 8402  | 84001 9000  | spare cover PC for 18 W                             |
| 8404  | 84001 9001  | spare cover PC for 36 W                             |
| <b>Cable glands</b>   |             |   |
| 2537  | 90117 9000  | ex-proof plastic cable gland M25 x 1,5              |
| 2538  | 90118 9000  | ex-proof plastic plug M25 x 1,5                     |
| <b>Lamp holders</b>   |             |   |
| e8901   | 90189 9002  | ex-proof lampholder without support                 |
| <b>Alu mirror-type reflectors, built in</b>   |             |   |
| SP 84 21  |             | for 1 x 18 W  |
| SP 84 22  |             | for 2 x 18 W  |
| SP 84 41  |             | for 1 x 36 W  |
| SP 84 42  |             | for 2 x 36 W  |
| <b>Alu mirror-type reflectors, for later installation</b><br>(Polyester reflector with riveted aluminium reflector) - ambient temp.: +50°C max. |             |   |
| SP 84 21 NE   | 84002 0001  | for 1 x 18 W  |
| SP 84 22 NE   | 84002 0002  | for 2 x 18 W  |
| SP 84 41 NE   | 84002 0003  | for 1 x 36 W  |
| SP 84 42 NE   | 84002 0004  | for 2 x 36 W  |
| <b>Mounting material</b>  |             |   |
| H8V P   | 90001 0002  | 2 hooks with bolts, stainless steel                 |
| 15A P   | 90000 0002  | 2 ceiling brackets, hot galvanized steel            |
| 15AV P  | 90032 0002  | 2 ceiling brackets, stainless steel                 |
| RO84 112 A P  | 90037 0004  | 2 pipe clamps 1 1/2", stainless steel, with support |
| RO84 2 A P  | 90038 0004  | 2 pipe clamps 2", stainless steel, with support     |
| W 26 P  | 26000 0004  | 2 wall mounting angles, galvanized steel            |
| W 26/30 P   | 26000 0002  | 2 wall mounting angles 30°, galvanized steel        |
| W 26/45 P   | 26000 0003  | 2 wall mounting angles 45°, galvanized steel        |
| <b>Self-adhesive standard legends</b>   |             |   |
| 590/125/33 W  | 59000 0004  | for Type e841 118/218                               |
| 590/125/34 W  | 59000 0005  | for Type e841 118/218                               |
| 590/125/35 W  | 59000 0006  | for Type e841 118/218                               |

Self-adhesive legends for marking escape routes acc. to VGB 125 and DIN 4844.



590/125/33 W      ..../34 W      ..../35 W  
 Sighting distance acc. to EN 1838 and DIN 4844 = 25m.

Further accessories as well as carrier rail systems and through wiring systems are available.

Explosion-proof Light Fittings Zone 1/21